



**ONE40**

*Celebrating 140 years  
of produce broking...*


**FORBES & WALKER TEA BROKERS PVT LTD**

# **WEEKLY TEA MARKET REPORT**

**SALE NO**

**48**

**15TH/16TH  
DECEMBER 2025**





## Overall Market

	QTY (M/KGS)	DEMAND
Ex Estate	0.79	Irregular
High & Medium	0.77	Easier
Leafy	0.81	Fair
Semi Leafy	0.72	Fair
Tippy/Small Leaf	0.92	Fair
Premium Flowery	0.05	Good
Off Grade	1.24	Irregular
Dust	0.46	Fair
<b>Total</b>	<b>5.76</b>	<b>Fair general</b>

## ORDER OF SALE

SALE NO : 48

15TH/16TH DECEMBER 2025

### EX-ESTATE

Eastern Brokers Ltd  
 Asia Siyaka Commodities PLC  
**Forbes & Walker Tea Brokers (Pvt) Ltd**  
 Lanka Commodity Brokers Ltd  
 Ceylon Tea Brokers PLC  
 BPML Produce Marketing (Pvt) Ltd  
 John Keells PLC  
 Mercantile Produce Brokers (Pvt) Ltd

### LG LARGE LEAF LG SMALL LEAF/BOP1A/ PREMIUM

Asia Siyaka Commodities PLC  
 Lanka Commodity Brokers Ltd  
 Mercantile Produce Brokers (Pvt) Ltd  
**Forbes & Walker Tea Brokers (Pvt) Ltd**  
 BPML Produce Marketing (Pvt) Ltd  
 Eastern Brokers Ltd  
 Ceylon Tea Brokers PLC  
 John Keells PLC

### HIGH & MEDIUM/OFF GRADE /DUST

**Forbes & Walker Tea Brokers (Pvt) Ltd**  
 BPML Produce Marketing (Pvt) Ltd  
 Lanka Commodity Brokers Ltd  
 Ceylon Tea Brokers PLC  
 Eastern Brokers Ltd  
 John Keells PLC  
 Asia Siyaka Commodities PLC  
 Mercantile Produce Brokers (Pvt) Ltd

## AUCTION DETAILS

**AT THIS WEEK'S SALE 11,648 LOTS TOTALLING 5,758,309 KGS WERE ON OFFER. THE BREAKDOWN IS AS FOLLOWS:**

	LOTS	QUANTITY
Ex Estate	826	786,236
High & Medium	1,718	771,422
Low Grown - Leafy	2,094	808,831
Low Grown - Semi Leafy	1,722	724,589
Low Grown - Tippy	1,998	917,888
Premium Flowery	366	48,156
Off Grades	2,409	1,243,689
Dust	515	457,498
<b>Total</b>	<b>11,648</b>	<b>5,758,309</b>
Re - Prints	756	364,463

### SETTLEMENT DATES

**19/12/2025    22/12/2025    23/12/2025**

10% Payment    Buyers Prompt    Sellers Prompt

### Quality

Overall, similar to last.

## COMMENTS

Auction offerings totalled 6.0 M/Kgs, recording a significant increase from the 5.2 M/Kgs on offer the previous week. There was good general demand.

Ex-Estate offerings comprised of 0.79 M/Kgs, a marginal increase from the 0.71 M/Kgs on offer the previous week. Overall quality of teas showed no significant change. Good demand and generally, a firm to marginally dearer trend in prices.

Westerns' in the Best category were marginally weaker to a great extent, whilst improved and brighter sorts in the Below Best category showed an appreciation. Better demand and a firm to marginally dearer trend in prices at the lower end of the market. Nuwara Eliyas' continued sluggish, whilst the Uva/Uda Pussellawas' sold around last levels with no significant change in the overall price structure.

High & Medium Grown CTC teas - BP1's had hardly any offerings. PF1's were firm and gained by Rs. 20 per kg and more, whilst the corresponding Low Grown PF1's weakened by a similar margin and more.

Overall prices are encouraging perhaps following some seasonal interest.

Shipper to the UK, the continent and South Africa continued to be selective, whilst there was fair activity from shipper to China, Japan, the CIS and the Middle East.

Low Grown totalled approximately 2.4 M/Kgs. Leafy, Semi-Leafy, Tippy categories met with fair demand, whilst the Premium category witnessed good demand.

In the Leafy and Semi-Leafy catalogues, BOP1's in general were fully firm. High-priced OP1's maintained, whilst the Best and Below Best varieties appreciated. Teas at the lower end declined substantially. High-priced OP's were easier, whilst the Best and Below Best together with the short varieties were firm. Teas at the lower end were easier. High-priced OPA's were dearer, whilst the balance sold around last levels. Select Best and Best PEK's maintained, whilst the Below Best and teas at bottom were irregular. High selling PEK1's together with teas at the lower end were firm. However, the Best varieties appreciated.

In the Tippy catalogue, FBOP's in general were firm. Select Best FF1's were firm to selectively dearer. Best together with Below Best varieties sold at last levels, whilst the balance were irregular.

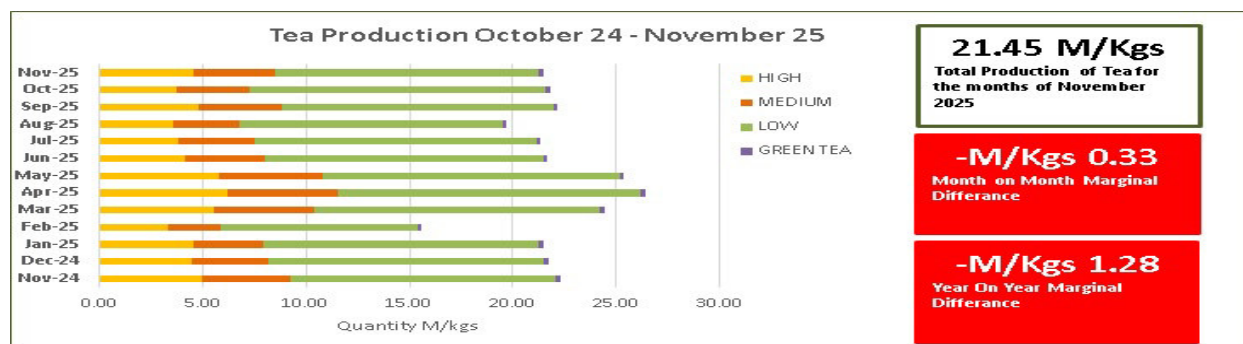
In the Premium catalogue, Very Tippy teas met with good demand and were firm, whilst the Best and Below Best varieties appreciated. The balance were irregular following quality.

### NOTE

Next week's Auction (Sale No. 49) is scheduled for Monday, 22 December and Tuesday, 23 December 2025



## NATIONAL TEA PRODUCTION



- Production for the Month of November 2025 was recorded at 21.45 M/Kgs (↓1.28 M/Kgs)
- All Elevations have recorded negative variances against the corresponding month in 2024
- On a cumulative basis, all elevations recorded gains vis-à-vis January-November 2024
- Cumulative quantity produced stands at 242.57 M/Kgs (↑1.69 M/Kgs)

### NOVEMBER 2025/2024/2023

\* Sri Lanka Tea Production for the month of November 2025 totalled 21.45 M/Kgs, witnessing a decline of 1.28 M/Kgs vis-à-vis 22.73 M/Kgs of November 2024. All elevations witnessed a decline in comparison with the corresponding month of 2024.

\* Compared to 19.78 M/Kgs of November 2023, the corresponding month in the year 2025 shows an increase of 1.67 M/Kgs (Refer table below).

ELEVATION	TOTAL	TOTAL	(2025-2024)		TOTAL	(2025-2023)	
	2025	2024	Variance (M/Kg)	%	2023	Variance (M/Kg)	%
HIGH	4,587,714	5,008,930	-0.42	-8.41%	4,520,668	0.07	1.48%
MEDIUM	3,890,259	4,209,120	-0.32	-7.58%	3,366,724	0.52	15.55%
LOW	12,778,913	13,305,947	-0.53	-3.96%	11,704,128	1.07	9.18%
GREEN TEA	192,855	203,616	-0.01	-5.28%	193,155	0.00	-0.16%
<b>TOTAL</b>	<b>21,449,741</b>	<b>22,727,613</b>	<b>-1.28</b>	<b>-5.62%</b>	<b>19,784,675</b>	<b>1.67</b>	<b>8.42%</b>

### JANUARY-NOVEMBER 2025/2024/2023

\* January-November 2025 cumulative production totalled 242.57 M/Kgs, recording an increase of 1.69 M/Kgs vis-à-vis 240.88 M/Kgs of January-November 2024. All elevations recorded an increase in comparison with the corresponding period of 2024.

\* Compared to 236.28 M/Kgs of January-November 2023, cumulative production of 2025 shows an increase of 6.29 M/Kgs. On a cumulative basis, all elevations except for the High Grown Elevation show positive variances when compared with the same period in the year 2023 (Refer table below).

ELEVATION	TOTAL	TOTAL	(2025-2024)		TOTAL	(2025-2023)	
	2025	2024	Variance (M/Kg)	%	2023	Variance (M/Kg)	%
HIGH	50,550,075	49,960,491	0.59	1.18%	52,944,057	-2.39	-4.52%
MEDIUM	43,485,879	42,696,193	0.79	1.85%	38,389,818	5.10	13.27%
LOW	146,399,820	146,155,108	0.24	0.17%	142,843,000	3.56	2.49%
GREEN TEA	2,136,867	2,071,136	0.07	3.17%	2,102,775	0.03	1.62%
<b>TOTAL</b>	<b>242,572,641</b>	<b>240,882,928</b>	<b>1.69</b>	<b>0.70%</b>	<b>236,279,650</b>	<b>6.29</b>	<b>2.66%</b>

(Refer statistical details on Page No. 14)

# World Tea News

## Global Tea Industry introduced a Tea Typology

The global tea industry has introduced a dedicated tea typology within the Cool Farm Platform's Perennial Pathway, marking a major advancement in the sector's efforts to strengthen climate action and improve the precision of carbon measurement tools.

The development provides tea producers and supply chain partners with a tailored resource to assess and manage greenhouse gas emissions linked to tea cultivation.

The Cool Farm Platform is an internationally recognized, science-based sustainability calculator used by farmers, agronomists, and industry stakeholders to evaluate the environmental impact of agricultural practices.

The tool measures greenhouse gas emissions, water use, biodiversity, and other sustainability-related indicators, enabling users to apply data driven strategies that support climate-smart agriculture.

The introduction of the tea typology responds to the growing demand for reliable, crop-specific tools that support carbon reporting, regenerative agriculture, and industry-wide environmental goals.

*Source: Africa Business News (Extracts), Courtesy: Tea Exporters' Association Sri Lanka*

# CROP AND WEATHER

Page No 5

FOR THE PERIOD 10 - 16 December 2025

## Western/Nuwara Eliya Regions



Bright mornings and evening showers were reported in both regions throughout the week. According to the Department of Meteorology, showers are expected in the Western and Nuwara Eliya regions in the week ahead.

## Uva/Udapussellawa Regions



Rain was reported in the Uva and Uda Pussellawa regions throughout the week. The Department of Meteorology expects heavy showers in both regions in the week ahead.

## Low Grown



Bright mornings and evening showers were reported in the Low Grown Region throughout the week. Fairly heavy showers are expected in the Low Grown Region in the week ahead according to the Department of Meteorology.

## Crop

The Western and Nuwara Eliya regions maintained the crop intake, whilst the Uva, Uda Pussellawa and Low Grown regions reported a slight decrease.

## HIGH GROWN TEAS

■ Incline from last week  
■ Decline from last week  
■ Static Market

### BOP

Best Western's, where quality was maintained, were mostly firm, whilst the others were Rs. 20-40 per kg easier. Teas in the Below Best and Plainer categories gained by Rs. 20-40 per kg. Nuwara Eliya's were irregular and mostly unsold. Uda Pussellawa's were firm and up to Rs. 20 per kg dearer. Uva's - Select high-priced teas of last week were sharply easier, whilst the others were firm and up to Rs. 20 per kg easier.

### BOPF

Best Western's, where quality was maintained, were mostly firm, whilst the others were Rs. 20 per kg easier. Teas in the Below Best category were firm and Rs. 20 per kg dearer. Plainer sorts at the lower end were mostly firm. Nuwara Eliya's were mostly unsold. Uda Pussellawa's were irregular and Rs. 20-40 per kg easier. Uva's were firm and Rs. 20 per kg dearer.

### OP/OPA

Well-made varieties were firm to easier by Rs. 20-40 per kg. Below Best types were lower by Rs. 20 per kg, whilst the poorer sorts declined by Rs. 30-50 per kg.

### PEKOE/PEKOE1

Flavoury PEK/PEK1's were irregularly lower, whilst the Orthodox Leafy Best PEK/PEK1's were firm to easier by Rs. 30-50 per kg. Below Best and the others were lower by Rs. 20-40 per kg. Rotovane PEK's - A few Select Best varieties sold at last levels following special inquiry, whilst the others declined irregularly following quality. Below Best too followed a similar trend. Poorer sorts declined by Rs. 20-40 per kg and more.

### FBOP/FBOPF1

Flavoury FBOP's/FBOPF1's were easier by Rs. 20-40 per kg. Better Orthodox FBOP/FBOPF1's were firm to easier by Rs. 30-50 per kg, whilst the others and teas at the lower end were irregularly lower by Rs. 20-40 per kg.

### QUOTATIONS LKR

SALE DTE	BOP		BOPF		PEKOE/FBOP		OP	
	08/09 Dec	15/16 Dec	08/09 Dec	15/16 Dec	08/09 Dec	15/16 Dec	08/09 Dec	15/16 Dec
Best Westerns	1280-1440	1340 - 1500	1340-1440	1360 - 1420	1320-1650	1380 - 1700	1220-1380	1120 - 1160
Below Best Westerns	1200-1260	1220 - 1280	1280-1320	1300 - 1340	1180-1300	1220 - 1340	1000-1080	1020 - 1080
Plainer Westerns	1160-1180	1180 - 1200	1140-1260	1160 - 1280	860-1120	810 - 1100	830	680 - 1000
Nuwara Eliyas	1380	N/A	1260	N/A	900-1280	1100 - 1340	900	920 -
Brighter UdaPussellawas	1200-1240	1220 -	1260-1280	1220 - 1280	1280-1650	1340 - 1750	1160-1300	1100 - 1140
Other UdaPussellawas	1160-1180	1180 - 1200	1200-1240	1160 - 1180	N/A	1200 - 1240	900-1000	980 - 1040
Best Uvas	1220-1340	1200 - 1240	1260-1360	1260 - 1300	1300-1800	1400 - 1900	1120-1320	1160 - 1320
Other Uvas	1200	N/A	1240	1000 -	810-1280	860 - 1380	870-1100	710 - 1140

## MEDIUM GROWN TEAS

■ Incline from last week  
■ Decline from last week  
■ Static Market

<b>BOP</b>	Large Leaf teas continued to sell around the previous week's levels, whilst the others were firm and Rs. 20 per kg easier.
<b>BOPF</b>	Better sorts were firm and Rs. 20 per kg dearer, whilst the others appreciated by Rs. 20 per kg and more as the sale progressed.
<b>OP/OPA</b>	Well-made teas were firm on last levels, whilst the Below Best types were firm to easier by Rs. 20-40 per kg. Teas at the lower end declined by Rs. 30-60 per kg.
<b>PEKOE/PEKOE1</b>	Select Best and Best PEK/PEK1's were firm to easier by Rs. 40-60 per kg, whilst the Below Best and other PEK/PEK1's were easier by Rs. 50-70 per kg.
<b>FBOP/FBOPF1</b>	Select Best FBOP's/FBOPF1's were firm to easier by Rs. 30-50 per kg. Best and Below Best FBOP/FBOPF1's were easier by Rs. 20-40 per kg, whilst the FBOPs/FBOPF1's at the bottom end were lower by Rs. 30-50 per kg and more at times.

QUOTATIONS LKR SALE DTE	BOP		BOPF		PEKOE/FBOP		OP	
	08/09 Dec	15/16 Dec	08/09 Dec	15/16 Dec	08/09 Dec	15/16 Dec	08/09 Dec	15/16 Dec
Good Mediums	1440-2050	1500 - 1950	1280-1320	1280 - 1300	1460-2000	1480 - 2250	1140-1380	1180 - 1340
Other Mediums	880-1240	920 - 1260	920-1200	940 - 1140	840-1440	860 - 1440	740-1120	720 - 1160

## UNORTHODOX / CTC TEAS

<b>HIGH GROWN</b>	BP1s - Hardly any offerings. PF1s - Firm and Rs. 20 per kg dearer.
<b>MEDIUM GROWN</b>	BP1s - Irregular. PF1s - Firm and Rs. 20 per kg dearer.
<b>LOW GROWN</b>	BP1s - Hardly any offerings. PF1s - Firm and Rs. 20-40 per kg easier.

QUOTATIONS LKR SALE DTE	BP1		PF1	
	08/09 Dec	15/16 Dec	08/09 Dec	15/16 Dec
High Grown	N/A	N/A	1100-1160	1100 - 1180
Medium Grown	1080-1120	1080 -	1020-1220	1040 - 1180
Low Grown	1460	1400 - 1440	1240-1440	1220 - 1420



## OFF GRADES

<span style="color: green;">■</span>	Incline from last week
<span style="color: red;">■</span>	Decline from last week
<span style="color: gold;">■</span>	Static Market

### FGS1/FGS

FGS/FGS1s - Select Best varieties were firm on last week's levels. Best varieties together with the Below Best sorts were easier by Rs. 20-40 per kg and more following quality. Teas at the lower end of the market maintained at last week's levels. Low Grown - In general were firm. CTC - In general were firm on last following quality.

### BROKENS

Brokens - Reducer varieties in the Best category maintained. Clean leaf varieties maintained, whilst the cleaner Below Best sorts were firm to irregularly lower by Rs. 20 per kg. Poorer sorts declined.

### BOP1A

Main Grade reducer varieties in the Best category declined by Rs. 50-100 per kg and more. Below Best varieties were easier by Rs. 20 per kg, whilst the clean leaf varieties remained firm. Poorer sorts, in general, declined by Rs. 20-30 per kg and more.

### QUOTATIONS LKR

SALE DTE	HIGH		MEDIUM		LOW	
	08/09 Dec	15/16 Dec	08/09 Dec	15/16 Dec	08/09 Dec	15/16 Dec
Better Fannings (Orthodox)	840-1280	<span style="color: green;">860 - 1280</span>	820-1240	<span style="color: green;">840 - 1220</span>	840-980	<span style="color: red;">840 - - 1020</span>
Better Fannings (CTC)	780-850	N/A	810	<span style="color: green;">850 - 880</span>	860-1140	<span style="color: red;">860 - - 1000</span>
Other Fannings (Orthodox)	630-830	<span style="color: green;">640 - 850</span>	560-810	<span style="color: red;">510 - 830</span>	540-830	<span style="color: green;">570 - 830</span>
Other Fannings (CTC)	N/A	N/A	610-770	<span style="color: green;">640 - 800</span>	600-730	<span style="color: green;">610 - 720</span>
Good Brokens	770-1160	<span style="color: red;">770 - 1060</span>	780-1200	<span style="color: green;">770 - 1300</span>	790-1280	<span style="color: red;">780 - - 1360</span>
Other Brokens	660-760	<span style="color: red;">620 - 760</span>	530-770	<span style="color: red;">500 - 760</span>	480-780	<span style="color: red;">460 - 770</span>
Better BOP1As	810-940	<span style="color: red;">790 - 900</span>	780-1260	<span style="color: red;">760 - 1260</span>	820-1600	<span style="color: red;">800 - 1460</span>
Other BOP1As	700-800	<span style="color: red;">670 - 770</span>	660-760	<span style="color: green;">660 - 750</span>	620-800	<span style="color: red;">560 - 780</span>

## DUSTS

### DUST1

Select Best teas were firm to easier by Rs. 20-40 per kg, whilst teas in the Best category were firm to dearer by a similar margin. Teas in the Below Best category together with the poorer sorts sold around last week's price levels. Low Grown remained firm. High and Medium Grown CTC's were firm, whilst the Low Grown CTC's declined by Rs. 10 per kg and more at times.

### DUST

Clean leaf secondaries together with the poorer sorts together with the Low Grown varieties sold around last week's levels, except for a few select invoices which gained on special inquiry.

### QUOTATIONS LKR

SALE DTE	HIGH		MEDIUM		LOW	
	08/09 Dec	15/16 Dec	08/09 Dec	15/16 Dec	08/09 Dec	15/16 Dec
Better Primary Dust (Orthodox)	1240-1750	<span style="color: red;">1220 - 1650</span>	1120-1300	<span style="color: green;">1120 - 1280</span>	940-1020	<span style="color: green;">960 -</span>
Better Primary Dust (CTC) P. Dust	1180-1260	<span style="color: green;">1180 - 1260</span>	1150-1220	<span style="color: green;">1160 - 1240</span>	1200-1420	<span style="color: red;">1150 - 1340</span>
Below Best Primary Dust (Orthodox)	1180-1220	<span style="color: red;">1120 - 1200</span>	820-1100	<span style="color: green;">840 - 1100</span>	800-920	<span style="color: green;">790 - 950</span>
Other Primary Dust (CTC) P. Dust	N/A	N/A	890-1140	<span style="color: red;">780 - 1140</span>	840-1180	<span style="color: green;">960 - 1140</span>
Other Primary Dust (Orthodox)	1100-1160	<span style="color: red;">680 - 1100</span>	630-800	<span style="color: red;">540 - 820</span>	560-780	<span style="color: green;">580 - 780</span>
Better Secondary Dust	1080-1240	<span style="color: green;">1080 - 1280</span>	980-1120	<span style="color: red;">960 - 1080</span>	960-1160	<span style="color: green;">980 - 1340</span>
Other Secondary Dust	770-1060	<span style="color: red;">670 - 1060</span>	540-960	<span style="color: green;">530 - 950</span>	580-940	<span style="color: green;">640 - 960</span>

## LOW GROWN TEAS

■ Incline from last week  
■ Decline from last week  
■ Static Market

<b>FBOP/FBOP1</b>	Select Best and Best FBOP's were firm, whilst the Below Best were irregular. However, the bolder varieties together with teas at the bottom were firm. FBOP1's, in general, were firm.
<b>BOP</b>	In general were firm.
<b>BOP1</b>	BOP1's, in general, were fully firm.
<b>OP1</b>	High-priced OP1's maintained, whilst the Best and Below Best varieties appreciated. Teas at the bottom declined substantially.
<b>OP</b>	High-priced OP's were easier, whilst the Best and Below Best together with the short varieties were firm to dearer. Teas at the bottom declined.
<b>OPA</b>	High-priced OPA's were dearer, whilst the balance were firm.
<b>PEKOE</b>	Select Best and Best PEK's maintained, whilst the Below Best and teas at bottom were irregular. High selling PEK1's together with teas at the bottom were firm. However, the Best varieties appreciated.
<b>BOPF</b>	In general sold at last levels.
<b>FBOPF/FBOPF1</b>	Very Tippy teas met with good demand and were firm, whilst the Best and Below Best varieties appreciated. The balance were irregular following quality. Select Best FF1's were firm to selectively dearer. Best together with Below Best varieties sold at last levels, whilst the balance were irregular.

QUOTATIONS LKR SALE DTE	SELECT BEST		BEST		BELOW BEST		OTHERS	
	08/09 Dec	15/16 Dec	08/09 Dec	15/16 Dec	08/09 Dec	15/16 Dec	08/09 Dec	15/16 Dec
FBOP 1	1800-2000	1800 - 2000	1450-1500	1450 - 1500	1250-1300	1250 - 1300	950-1000	950 - 1000
FBOP	1900-2600	1900 - 2600	1550-1600	1550 - 1600	1300-1350	1300 - 1350	950-1000	950 - 1000
BOP 1	2350-3000	2350 - 3000	1750-2250	1750 - 2250	1320-1550	1320 - 1550	900-1240	900 - 1240
BOP	1950-2300	1950 - 2300	1500-1550	1500 - 1550	1250-1300	1250 - 1300	900-1000	900 - 1000
BOPF	1450-1700	1450 - 1700	950-1000	950 - 1000	850-900	850 - 900	800-850	800 - 850
FBOPF (TIPPY)/FBOPF SP	5200-6200	5200 - 6200	3500-4400	3500 - 4400	2700-3000	2700 - 3000	1000-1100	1000 - 1100
FBOPF 1	1650-1800	1650 - 1850	1500-1550	1500 - 1550	1300-1350	1300 - 1350	1000-1100	1000 - 1100
FBOPF	1700-2000	1800 - 2100	1450-1550	1450 - 1550	1250-1300	1250 - 1300	900-950	900 - 950
OP 1	2850-3600	2900 - 3600	2550-2800	2600 - 2850	1600-2500	1650 - 2550	900-1500	900 - 1550
OP	1500-1850	1550 - 2050	1420-1480	1440 - 1500	1280-1400	1260 - 1420	900-1260	850 - 1240
OPA	1480-1700	1480 - 1900	1340-1460	1340 - 1460	1240-1320	1240 - 1320	900-1220	850 - 1220
PEKOE	1480-2700	1480 - 2350	1360-1480	1360 - 1480	1260-1340	1260 - 1340	850-1240	850 - 1220
PEK 1	1850-2400	1900 - 2450	1600-1800	1600 - 1850	1300-1500	1300 - 1550	900-1280	900 - 1280

TOP PRICE

WESTERN MEDIUM			
Ancoombra	BOP		1950
Dartry Valley	BOP	@	1900
Ancoombra	BOPSp		1550
Hatale	BOPSp		1550
Windsorforest	BOPSp	@	1500
Uplands	BOPSp		1500
Madulkelle	BOPSp	@	1460
Vellai Oya	BOPF/BOPFSp	@	1300
Craighead	BOPF/BOPFSp	@	1140
Imboolpittia	BOPF/BOPFSp	@	1140
Windsorforest	BOPF/BOPFSp	@	1120
Doombagastalawa	BOPF/BOPFSp	@	1120
Ancoombra	BOP1		1800
Harangalla	BOP1	@	1750
Craighead	FBOP/FBOP1	@	2250
Doombagastalawa	FBOP/FBOP1	@	2050
Imboolpittia	FBOP/FBOP1	@	1950
Harangalla	FBOPF/FBOPF1	@	1700
Craighead	FBOPF/FBOPF1	@	1650
Dartry Valley	FBOPF/FBOPF1	@	1650
Ancoombra	FBOPF/FBOPF1		1650
Hatale	FBOPF/FBOPF1		1650
Uplands	FBOPF/FBOPF1		1650
Doombagastalawa	FBOPF/FBOPF1	@	1600
Hansagiri Kothmale	OP/OPA		1340
Hatale	OP/OPA		1340
Dartry Valley	OP1	@	1600
Harangalla	OP1	@	1550
Madulkelle	OP1	@	1500
Gatagahawela	OP1		1500
Nayapane	OP1		1500
Hatale	OP1		1500
Harangalla	PEK/PEK1	@	2050
New Rothschild	PEK/PEK1		2050
Craighead	PEK/PEK1	@	2000
Dartry Valley	PEK/PEK1	@	1950
WESTERN HIGH			
Inverness	BOP		1500
Ingestre	BOP	@	1420
Clydesdale	BOP	@	1400
Queensberry	BOPSp	@	1440
Annfield	BOPSp	@	1400
Wanarajah	BOPSp	@	1380
Mattakelle	BOPF/BOPFSp		1420
Alton	BOPF/BOPFSp	@	1400
Bogawantalawa	BOPF/BOPFSp		1400
Norwood	BOPF/BOPFSp		1400
Somerset	BOPF/BOPFSp		1400
Tillyrie	BOPF/BOPFSp	@	1380
Bearwell	BOPF/BOPFSp	@	1380
Great Western	BOPF/BOPFSp	@	1380
Dessford	BOPF/BOPFSp	@	1380
Robgill	BOPF/BOPFSp		1380
Fetteresso	BOPF/BOPFSp		1380
Inverness	BOP1		2150
Glenloch	BOP1	@	1550
Torrington	BOP1	@	1420
Queensberry	FBOP/FBOP1	@	1700
Inverness	FBOP/FBOP1		1700
Queensberry	FBOPF/FBOPF1	@	1550
Glenloch	FBOPF/FBOPF1	@	1480
Venture	OP/OPA		1260
Venture	OP1		1500
Kirkoswald	OP1	@	1480

WESTERN HIGH			
Inverness	OP1		1480
Glenloch	OP1	@	1360
Bambrakelly	PEK/PEK1		1750
NUWARA ELIYAS			
Kenmare	BOP		920
Kenmare	BOPSp		890
Kenmare	BOPF/BOPFSp		920
Court Lodge	FBOP/FBOP1	@	1100
Kenmare	OP/OPA	@	940
Court Lodge	OP/OPA	@	920
Court Lodge	PEK/PEK1	@	1260
UDAPUSSELLAWAS			
High Forest	BOP	@	1220
Luckyland	BOP		1220
Mooloya	BOP		1220
Liddesdale	BOP	@	1200
High Forest	BOP		1200
Kirklees	BOP		1200
Luckyland	BOPSp		1200
Mooloya	BOPF/BOPFSp		1280
Blairlomond	BOP1	@	1500
Maha Uva	BOP1	@	1320
Delmar	FBOP/FBOP1		1750
Blairlomond	FBOP/FBOP1	@	1700
Maha Uva	FBOP/FBOP1	@	1460
Delmar	FBOPF/FBOPF1		1600
Blairlomond	FBOPF/FBOPF1	@	1500
Maha Uva	OP/OPA	@	1240
Delmar	OP/OPA	@	1180
Delmar	OP1		1500
Maha Uva	OP1	@	1420
Blairlomond	PEK/PEK1	@	1850
Maha Uva	PEK/PEK1	@	1850
Delmar	PEK/PEK1	@	1650
Gonapitiya	PEK/PEK1		1650
LOW GROWNS			
Mulatiyana Hills	BOP		2500
Stream Line	BOPSp		2300
Kamarangapitiya	BOPSp	@	2200
Parakaduwa Super	BOPF		1900
Uruwala	BOPF	@	1750
Nawagamuwehena	BOPFSp		1900
Sithaka	FBOP		2700
Galatara	FBOP		2600
Adams View	FBOP	@	2450
Athukorala Group Super	FBOP1		2250
Gunawardana	FBOP1	@	2050
Kiruwana ganga	FBOP1	@	1950
Wattahena	FBOP1		1950
Stream Line	FBOPF		2900
Rajjuruwatta Super	FBOPF		2250
Morawakkorale	FBOPF	@	1900
Pothotuwa	FBOPF1	@	1850
Makandura	FBOPF1		1800
Galatara	FBOPF1		1800
Gunawardana	FBOPF1	@	1750
Adams View	FBOPF1	@	1750
Pothotuwa	BOP1	@	3000
Sithaka	BOP1		2900
Pothotuwa	OP1	@	3600
Sithaka	OP1		3450
New Kandedola	OP	@	2050
Liyonta	OPA		1900
Miriswatta	OPA		1900
Adams View	PEK	@	2350
Pothotuwa	PEK	@	2150
Kings Bru	PEK		2150
New Batuwangala	PEK1		2450
Dampahala	PEK1		2450

UVA MEDIUM			
Dickwella	BOP	@	1500
Demodera 'S'	BOP	@	1500
Blossoms Uva Tea	BOP	@	1460
Misty Uva	BOP	@	1460
Dickwella	BOPSp	@	1500
Sarnia Plaiderie	BOPF/BOPFSp	@	1500
Dickwella	BOPF/BOPFSp		1500
Dickwella	BOP1		1800
Sarnia Plaiderie	BOP1	@	1750
Demodera 'S'	BOP1		1750
Misty Uva	BOP1	@	1550
Dickwella	FBOP/FBOP1	@	2000
Sarnia Plaiderie	FBOP/FBOP1	@	1850
Demodera 'S'	FBOP/FBOP1	@	1700
Aruna Passara	FBOP/FBOP1		1700
Aruna Keppetipola	FBOP/FBOP1		1700
Halpewatta Uva	FBOP/FBOP1	@	1650
Blossoms Uva Tea	FBOPF/FBOPF1	@	1550
Demodera 'S'	FBOPF/FBOPF1	@	1550
Wewesse	FBOPF/FBOPF1		1550
Pinnawela	OP/OPA		1280
Pettiagalla	OP/OPA		1280
Wewesse	OP/OPA		1280
Misty Uva	OP1	@	1480
High Spring	OP1		1480
Demodera 'S'	OP1	@	1460
Dickwella	OP1	@	1440
Uva Samovar	OP1	@	1440
Dickwella	PEK/PEK1	@	1950
Aruna Keppetipola	PEK/PEK1		1950
Ambrosia Uva	PEK/PEK1	@	1900
Misty Uva	PEK/PEK1	@	1900
Aruna Passara	PEK/PEK1		1900
Telbedde	PEK/PEK1	@	1850
Glen Alpin	PEK/PEK1		1850

UVA HIGH			
Ellathota Uva	BOP	@	1460
Nayabedde	BOP	@	1240
Kelliebedde	BOP	@	1220
Bandaraeliya	BOP	@	1220
Aislaby	BOPSp		1500
Spring Valley	BOPF/BOPFSp		1360
Nayabedde	BOPF/BOPFSp	@	1320
Kelliebedde	BOPF/BOPFSp	@	1300

UVA HIGH			
Bandaraeliya	BOPF/BOPFSp	@	1300
Pitaratmalie	BOPF/BOPFSp		1300
Aislaby	BOP1	@	1850
Uva Highlands	BOP1	@	1600
Glenanore	BOP1	@	1500
Ellathota Uva	BOP1		1500
Aislaby	FBOP/FBOP1		1900
Gonamotawa	FBOPF/FBOPF1	@	1550
Ampittiakande	OP/OPA		1320
Ellathota Uva	OP/OPA	@	1280
Aislaby	OP/OPA	@	1240
Ranaya	OP/OPA		1240
Ellathota Uva	OP1	@	1500
Ranaya	PEK/PEK1		2000
Aislaby	PEK/PEK1	@	1950
Gonamotawa	PEK/PEK1	@	1900

UNORTHODOX HIGH			
Dunsinane CTC	PF1	@	1180

UNORTHODOX MEDIUM			
Carolina CTC	PF1		1180
Duckwari CTC	BP1		1080
Donside CTC	BPS		850

UNORTHODOX LOW			
Liyonta CTC	PF1		1460
Ceciliyan CTC	BP1		1440
Lantern Hill CTC	BPS		850

PREMIUM FLOWERY			
Adams View	FBOPFSp	@	6050
Rain Forest	FBOPFSp		6050
New Marakanda	FBOPFExSp		6300
Nilgiri	FBOPFExSp1		4900

DUSTS			
Great Western	DUST1	@	1650
Mattakelle	DUST1		1650
Dellawa CTC	PD	@	1340

OFF GRADES			
Wattegodde	FGS/FGS1	@	1280
Holyrood	FGS/FGS1	@	1260
Glentilt	FGS/FGS1		1260
Somerset	FGS/FGS1	@	1240
Wanarajah	FGS/FGS1		1240
Ceciliyan CTC	PF		1000
Gunawardana	BM	@	1300
Suviska	BP		1360
Chandrika Estate	BP	@	1340
Chandrika Estate	BOP1A	@	1460
Aldora	BOP1A	@	1460



## QUANTITY SOLD

DURING THE PERIOD 27TH NOVEMBER - 09TH DECEMBER 2025	WEEKLY (KGS)		TODATE (KGS)	
	2025	2024	2025	2024
PRIVATE SALES	274,893	142,517	10,133,599	6,133,159
PUBLIC AUCTION	4,682,978	4,262,590	229,436,758	224,655,080
FORWARD CONTRACTS	36,800	58,600	2,256,139	2,379,756
DIRECT SALES	NIL	NIL	NIL	NIL
<b>TOTAL</b>	<b>4,994,671</b>	<b>4,463,707</b>	<b>241,826,496</b>	<b>233,167,995</b>
BMF EXCLUDED FROM PRIVATE SALE	36,870	119,497	1,818,505	2,116,321

## (QUANTITY SOLD AND THE AVERAGE PRICE PER AUCTION)

	Quantity (M/kgs)			AVG Price (LKR)			Avg Price (USD)		
	2025	2024	2023	2025	2024	2023	2025	2024	2023
26TH NOVEMBER 2025	4.87	4.97	4.63	1233.85	1161.82	1120.63	4.06	4.05	3.47
09TH DECEMBER 2025	4.68	4.26	4.64	1215.84	1181.99	1161.56	3.99	4.12	3.58

Source: Central Bank of Sri Lanka / Buying Rates

## RATES OF EXCHANGE

SRI LANKA RUPEE APPROX PER UNIT OF CURRENCY

YEAR	2025	2024	2023
USD	305.34	286.19	322.68
STG.PD	406.85	360.91	405.36
EURO	357.02	298.63	346.81
YEN	1.95	1.90	2.18

Source: Central Bank of Sri Lanka / Buying Rates

## PUBLIC AUCTION/GROSS SALES AVERAGE

SALE NO 47 08TH/ 09TH DECEMBER 2025	WEEKLY(LKR)			TODATE (LKR)			WEEKLY(USD)			TODATE(USD)		
	2025	2024	2023	2025	2024	2023	2025	2024	2023	2025	2024	2023
Uva High Grown	1121.11	1003.97	996.95	1045.86	1098.50	980.44	3.68	3.50	3.08	3.50	3.65	3.00
Western High Grown	1249.04	1142.98	1073.41	1125.61	1185.39	1115.98	4.10	3.99	3.31	3.77	3.94	3.42
CTC High Grown	1140.94	1055.45	993.21	1089.88	1090.25	998.52	3.74	3.68	3.06	3.65	3.62	3.06
High Grown (Summary)	1210.29	1096.88	1049.11	1100.05	1157.39	1073.23	3.97	3.83	3.24	3.68	3.85	3.28
Uva Medium Grown	1136.30	1050.94	1057.96	1071.09	1123.57	1025.68	3.73	3.67	3.26	3.59	3.73	3.14
Western Medium Grown	1028.55	977.22	976.24	1007.64	1049.00	988.46	3.37	3.41	3.01	3.37	3.49	3.02
CTC Medium Grown	991.32	970.58	889.17	947.74	966.05	914.14	3.25	3.39	2.74	3.17	3.21	2.80
Medium Grown (Summary)	1064.28	995.44	1001.86	1027.51	1073.56	1000.17	3.49	3.47	3.09	3.44	3.57	3.06
Orthodox Low Grown	1280.58	1270.60	1259.04	1266.98	1349.14	1276.65	4.20	4.43	3.88	4.24	4.48	3.91
CTC Low Grown	969.22	884.51	997.47	979.52	984.48	974.58	3.18	3.09	3.08	3.28	3.27	2.98
Low Grown(Summary)	1259.20	1244.65	1239.77	1250.25	1326.37	1259.35	4.13	4.34	3.82	4.19	4.41	3.85
<b>Total</b>	<b>1215.84</b>	<b>1181.99</b>	<b>1161.56</b>	<b>1181.91</b>	<b>1248.47</b>	<b>1176.54</b>	<b>3.99</b>	<b>4.12</b>	<b>3.58</b>	<b>3.96</b>	<b>4.15</b>	<b>3.60</b>

Source: Oanda Exchange Rates

Source: MSL - Averages

## SRI LANKA TEA PRODUCTION (M/KGS)

### NOVEMBER 2024-2025

Elevation	CTC		CHANGE 24/25		ORTHODOX		CHANGE 24/25		TOTAL		CHANGE 24/25	
	2025	2024	Actual	%	2025	2024	Actual	%	2025	2024	Actual	%
HIGH	469,789	462,680	0.01	1.54	4,117,925	4,546,250	-0.43	-9.42	4,587,714	5,008,930	-0.42	-8.41
MEDIUM	809,926	737,768	0.07	9.78	3,080,333	3,471,352	-0.39	-11.26	3,890,259	4,209,120	-0.32	-7.58
LOW	948,596	923,601	0.02	2.71	11,830,317	12,382,346	-0.55	-4.46	12,778,913	13,305,947	-0.53	-3.96
GREEN TEA	000	000	0.00	N/A	000	000	0.00	N/A	192,855	203,616	-0.01	-5.28
T/B Adjustment	000	000	0.00	N/A	000	000	0.00	N/A	00	00	00	00
<b>TOTAL</b>	<b>2,228,311</b>	<b>2,124,049</b>	<b>0.10</b>	<b>4.91</b>	<b>19,028,575</b>	<b>20,399,948</b>	<b>-1.37</b>	<b>-6.72</b>	<b>21,449,741</b>	<b>22,727,613</b>	<b>-1.28</b>	<b>-5.62</b>

### JANUARY - NOVEMBER 2024-2025

Elevation	CTC		CHANGE 24/25		ORTHODOX		CHANGE 24/25		TOTAL		CHANGE 24/25	
	2025	2024	Actual	%	2025	2024	Actual	%	2025	2024	Actual	%
HIGH	4,708,318	4,660,169	0.05	1.03	45,841,757	45,300,322	0.54	1.20	50,550,075	49,960,491	0.59	1.18
MEDIUM	8,275,183	7,067,961	1.21	17.08	35,210,696	35,628,232	-0.42	-1.17	43,485,879	42,696,193	0.79	1.85
LOW	9,511,476	10,022,447	-0.51	-5.10	136,888,344	136,132,661	0.76	0.56	146,399,820	146,155,108	0.24	0.17
GREEN TEA	000	000	0.00	N/A	000	000	0.00	N/A	2,136,867	2,071,136	0.07	3.17
T/B Adjustment	000	000	0.00	N/A	000	000	0.00	N/A	00	00	00	00
<b>TOTAL</b>	<b>22,494,977</b>	<b>21,750,577</b>	<b>0.74</b>	<b>3.42</b>	<b>217,940,797</b>	<b>217,061,215</b>	<b>0.88</b>	<b>0.41</b>	<b>242,572,641</b>	<b>240,882,928</b>	<b>1.69</b>	<b>0.70</b>

## WORLD TEA PRODUCTION (M/KGS)

	2023	2024	2025	TODATE			DIFFERENCE +/-	
	2023	2024	2025	2023	2024	2025	2023 vs 2024	2024 vs 2025
<b>Nov</b>								
Sri Lanka	19.8	22.7	21.4	236.3	240.9	242.6	4.6	1.7

	2023	2024	2025	TODATE			DIFFERENCE +/-	
	2023	2024	2025	2023	2024	2025	2023 vs 2024	2024 vs 2025
<b>Oct</b>								
Bangladesh	14.6	14.9	14.6	83.6	76.7	75.5	-6.9	-1.2
North India	169.2	181.5	142.1	981.3	935.9	936.9	-45.4	1
South India	19	24.2	19.9	197.2	188.7	194.5	-8.5	5.8

	2023	2024	2025	TODATE			DIFFERENCE +/-	
	2023	2024	2025	2023	2024	2025	2023 vs 2024	2024 vs 2025
<b>Sep</b>								
Kenya	48.3	42.4	42.5	412.2	445.2	401.7	33	-43.5
Malawi	1.9	2.6	1.8	34.5	38.9	36.2	4.4	-2.7



## DETAILS OF AWAITING SALE

SALE NO : 49

Scheduled for 22ND/23RD DECEMBER 2025

	LOTS	QUANTITY
ExEstate	796	795,702
High & Medium	1,588	735,552
Leafy	2,216	857,656
Semi Leafy	1,584	656,569
Tippy	2,022	931,649
Premium Flowery	406	53,226
OffGrades	2,428	1,255,300
Dust	536	480,109
<b>Total</b>	<b>11,576</b>	<b>5,765,763</b>
RePrint	1,020	489,352

**29/12/2025**

Buyers Prompt

**30/12/2025**

Sellers Prompt

This sale last year  
Sale No. 49 | 10TH/11TH DECEMBER 2024

Lots :12,154  
Re-print Lots :645  
Quantity :6,160,454 kgs  
Re-print Quantity :340,748 kgs

### LOW GROWN CATALOGUES

Violations Excluded

**28/11/2025**

**LEAFY**  
Closed

**SEMI-LEAFY**  
Closed

**TIPPY**  
Closed

### OTHER MAIN SALE CATALOGUES

**28/11/2025**

**HIGH & MEDIUM**  
Closed

**PREMIUM FLOWERY**  
Closed

**OFF GRADES**  
Closed

NO .OF PKGS  
**154,554**

CTC  
**10,610 Pkgs - 564,365 kgs**

### ORDER OF SALE

Approx Selling time of  
F&W Catalogues

**22ND**

DECEMBER 2025

Ex-Estate	LG Large Leaf//Semi Leafy/LG Small Leaf/BOP1A/ Premium	High & Medium/Off Grade /Dust
AS	LC	BC
<b>FW</b>	MB	LC
LC	<b>FW</b>	CTB
CTB	BC	EB
BC	EB	JK
JK	CTB	AS
MB	JK	MB
EB	AS	<b>FW</b>

10.30am	Semi-Leafy Teas
11.00am	Low Grown - Leafy Teas
11.30am	Low Grown - Tippy Teas
3.30pm	Main Sale - High & Medium
4.30pm	BOP1A

**23RD**

DECEMBER 2025

9.00am	Ex-Estate
9.30am	Premium Flowery
2.00pm	Dust
2.30pm	Off Grade

BC - BPML Produce Marketing (Pvt) Ltd	FW - Forbes & Walker Tea Brokers (Pvt) Ltd
LC - Lanka Commodity Brokers Ltd	AS - Asia Siyaka Commodities PLC
EB - Eastern Brokers Ltd	JK - John Keells PLC
CTB - Ceylon Tea Brokers PLC	MB - Mercantile Produce Brokers (Pvt)Ltd

DETAILS OF AWAITING SALE

SALE NO : 50  
Scheduled for 30TH DECEMBER 2025

	LOTS	QUANTITY
ExEstate	775	756,978
High & Medium	1,324	574,804
Leafy	1,574	602,183
Semi Leafy	1,144	464,025
Tippy	1,372	620,735
Premium Flowery	402	51,610
OffGrades	1,471	755,715
Dust	448	375,366
Total	8,510	4,201,416
RePrint	014	9,311

05/01/2026

Buyers Prompt

06/01/2026

Sellers Prompt

This sale last year  
Sale No. 50 | 16TH/17TH DECEMBER 2024

Lots	:11,504
Re-print Lots	:613
Quantity	:5,811,460 kgs
Re-print Quantity	:307,746 kgs

LOW GROWN CATALOGUES

Violations Excluded

08/12/2025

LEAFY  
Closed

SEMI-LEAFY  
Closed

TIPPY  
Closed

OTHER MAIN SALE CATALOGUES

08/12/2025

HIGH &  
MEDIUM  
Closed

PREMIUM  
FLOWERY  
Closed

OFF  
GRADES  
Closed

NO .OF PKGS  
110,934

CTC  
8,530 Pkgs - 448,923 kgs

CATALOGUE CLOSURE DETAILS

30

DECEMBER 2025

Sale No. 50

The Ex-Estate/ High & Medium/ Premium Flower/ Dust catalogues were closed on 08th December 2025, excluding violations.

The Leafy/ Semi-Leafy/ Tippy/ BOP1A catalogues were closed on 06th December 2025, excluding violations.

The Off Grades catalogue was closed on 05th December 2025, excluding violations.

06/07

JANUARY 2026

Sale No. 1

The Ex-Estate and Main Sale catalogues were closed on 15th December 2025.

12/13

JANUARY 2026

Sale No. 2

The Ex-Estate and Main Sale catalogues are scheduled to close on 22nd December 2025.

HOLIDAY NOTICE

FORBES & WALKER TEA BROKERS (PVT) LTD

Please note that our Office, Stores & Tea Sampling Department will be closed on the following days:

24 December 2025 - Half Day (Evening)

25 December 2025 - Christmas Day

26 December 2025 - Boxing Day

DILMAH CEYLON TEA COMPANY PLC AND MJF EXPORTS (PVT) LTD

Please note that Dilmah Ceylon Tea Company PLC and MJF Exports (Pvt) Ltd warehouses will be closed for the Christmas and New Year Holidays from 24 December 2025 to 1 January 2026.

# TEA MARKETS AROUND THE WORLD

## MOMBASA AUCTION

### 08TH, 09TH DECEMBER 2025 (SALE NO. 49)

There was improved general demand for the 160,484 packages (10,821,488.00 kilos) on offer with 12.28% remaining unsold.

#### MARKETS

Pakistan Packers were strong with Yemen, other Middle Eastern countries, Kazakhstan and other CIS states more active. Bazaar and Afghanistan maintained interest with improved enquiry from Egyptian Packers. UK were active but selective with some support from Russia. Sudan remained absent with South Sudan and Local Packers showing some activity. Somalia maintained interest at the lower end of the market.

#### OFFERINGS

Leaf Grades - 80,040 packages (5,270,821.00 kilos) - 12.64% unsold.

Dust Grades - 61,420 packages (4,582,798.00 kilos) - 13.03% unsold.

Secondary Grades - 19,024 packages (967,869.00 kilos) - 8.31% unsold.

#### LEAF GRADES (M2 & M3)

##### BP1:

Best- Some teas advanced by up to USC48 with others irregular ranging between USC23 dearer to easier by up to USC24.

Brighter- More irregular enquiry ranging between USC26 dearer to easier by up to USC35.

Mediums- KTDA mediums mostly gained by up to USC33 but some teas were irregularly easier by up to USC12 with plantation mediums steady to USC23 dearer to easier by up to USC12.

Lower Medium - Lost up to USC22.

Plainer - Irregularly shed by up to USC20.

##### PF1:

Best - Irregular interest varying between firm to USC14 dearer for most teas to easier by up to USC7 for select lines.

Brighter - Were irregularly dearer by up to USC19.

Mediums - KTDA mediums gained by up to USC18 with plantation mediums dearer by up to USC22.

Lower Medium - Steady to USC15 above previous rates but select lines shed by up to USC4.

Plainer - Steady to USC11 above previous levels.

CTC QUOTATIONS	BPI - USC	PFI - USC
<i>Best</i>	250 – 440	322 – 386
<i>Good</i>	230 – 384	303 – 350
<i>Good Medium</i>	225 – 388	290 – 330
<i>Medium (KTDA)</i>	163 – 221	225 – 282
<i>Medium (Plantations)</i>	158 – 209	183 – 236
<i>Lower Medium</i>	132 – 160	140 – 219
<i>Plainer</i>	087 – 126	093 – 147

#### DUST GRADES (M1)

##### PDUST:

Best - Met irregular interest and ranged between firm to mostly dearer by up to USC18 but some teas were easier by up to a similar margin.

Brighter - Irregularly gained by up to USC29.

Mediums - KTDA mediums were dearer by up to USC17 but few lines shed by up to USC9 with plantation mediums advancing by up to USC14.

Lower Medium - Firm to USC19 dearer for most offers with a few invoices USC6 below last levels.

Plainer - Gained by up to USC14.

##### DUST1:

Best - Appreciated by up to USC12.

Brighter - Were dearer by up to USC22.

Mediums - KTDA mediums saw irregular interest ranging between firm to USC19 above previous levels to easier by up to USC9 with plantation mediums advancing by up to USC12.

Lower Medium - Were up to USC14 dearer for the few lines on offer.

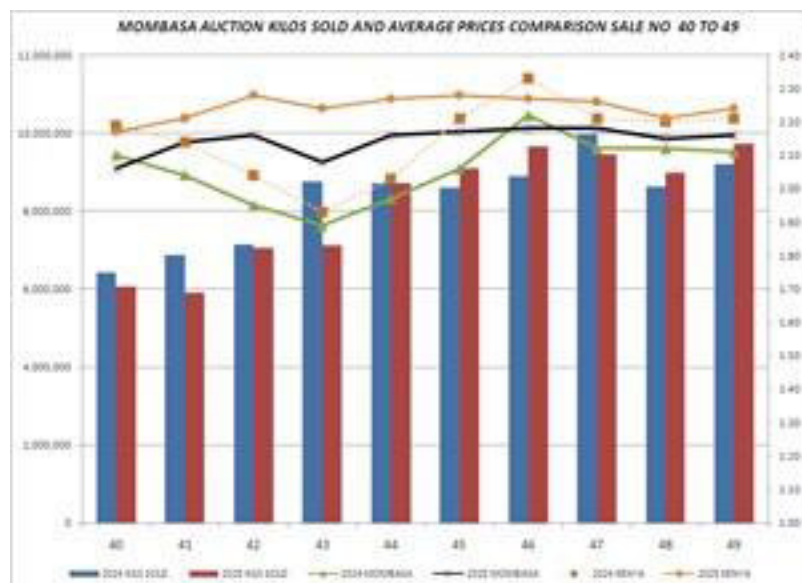
Plainer - Were firm to USC17 dearer.

CTC QUOTATIONS	PDUST - USC	DUST1 - USC
<i>Best</i>	308 – 355	300 – 364
<i>Good</i>	285 – 354	280 – 333
<i>Good Medium</i>	240 – 321	240 – 312
<i>Medium (KTDA)</i>	165 – 230	162 – 266
<i>Medium (Plantations)</i>	161 – 202	152 – 172
<i>Lower Medium</i>	123 – 182	135 – 162
<i>Plainer</i>	082 – 137	080 – 136

#### SECONDARY GRADES (S1)

In the Secondary Catalogues, best BPs gained while others were steady with PFs firm but a few select lines were dearer. Clean well sorted coloury Fannings irregularly held value while similar DUSTs were steady. Other Fannings sold at previous rates with DUSTs firm. BMFs were readily absorbed at steady levels.

SECONDARY QUOTATIONS (USC)	BP/BP2	PF/PF2	FNGS1/FNGS	DUST/DUST2	BMF
<i>Best / Good</i>	222 – 327	237 – 245	150 – 238	142 – 276	-
<i>Good Medium / Medium</i>	-	-	130 – 190	110 – 188	-
<i>Lower Medium</i>	130 – 170	112 – 166	102 – 148	095 – 148	102 – 129
<i>Plainer</i>	088 – 126	087 – 130	086 – 104	084 – 115	086 – 104



Courtesy - Africa Tea Brokers Limited.

## BANGLADESH AUCTION

### SALE OF - 15TH DECEMBER 2025 (SALE NO.32)

CTC LEAF: 47,420 packages of tea on offer met with a stronger demand.

BROKEN: Well made good liquoring Broken were a stronger market particularly smaller varieties which appreciated further following competition. Medium varieties were a good market and were mostly firm. Plain varieties received a little more enquiry and tended dearer. BLF teas met with more demand at around last levels with less withdrawals.

FANNINGS: Well made good liquoring Fannings were the strongest feature of the market and prices advanced quite substantially following competition. Medium and plainer varieties were also a strong market and were firm to slightly dearer. BLF teas met with more demand at around last levels with less withdrawals.

DUST: 9,752 packages of tea on offer met with strong demand. Good liquoring Dusts attracted good competition and were fully firm to slightly dearer. Their Mediums also sold well at around last levels occasionally Tk.3/- to Tk.4/- more closely following quality. Plain/BLF Dusts met with a dearer market with hardly any withdrawals. Blenders lent good support with fair interest from the Loose tea buyers.

COMMENTS: A stronger market prevailed throughout the sale with the best varieties fetching upto Tk.280/- and above. Blenders lent useful support for all varieties with improved enquiry from the Loose tea buyers.

Dusts met with an improved demand.

Our Catalogue: (Sale 32) Avg : Tk 267.40, Sold 92.21% , (Sale 31) Avg : Tk 264.88, Sold 84.22% .

QUOTATIONS	BROKEN	QUOTATIONS	FANNINGS
<i>Best</i>	2.26-2.34	<i>Best</i>	2.28-2.36
<i>Good</i>	2.15-2.24	<i>Good</i>	2.18-2.26
<i>Medium</i>	2.10-2.14	<i>Medium</i>	2.10-2.14
<i>Plain</i>	2.01-2.05	<i>Plain</i>	2.01-2.05
<i>BLF</i>	1.97-2.03	<i>BLF</i>	1.97-2.09

Courtesy - National Brokers Limited.



# TEA MARKETS AROUND THE WORLD

## COONOR AUCTION

13TH DECEMBER 2025 (SALE NO. 50)

### CTC LEAF

DEMAND: Good Demand.

MARKET: The total CTC leaf teas sold this week was 76.04% (946902.68kgs) of the total offering of 1245296.72Kgs. The best teas sold well with few invoices with winter character appreciating in prices irregularly. Good & better medium teas sold irregular and easier. Medium sorts at the top end sold barely steady to easier whilst the lower end sold firm to dearer. Plainer sorts were about barely steady. Larger broken grades in all sorts saw a sharp decline in prices with the plainer sorts remaining unsold.

BUYING PATTERN: Major blenders were once again the mainstay and picked up 65.60% of the total CTC leaf sold. However, one of the larger packers reduced the uptake considerably. Regional packers, local & up-country buyers were selective. Exporters to Iraq reduced their purchases this week with CIS, Russia and the middle east continue being selective.

### ORTHODOX LEAF

DEMAND: Continued subdued demand.

MARKET: Both Whole leaf and broken in the high grown and medium category continue to suffer easier market. Fanning sold barely steady to easier.

BUYING PATTERN: CIS selective. Middle East & Russia too were selective on all categories. Upcountry buyers were subdued. Internal buyers operated on the fanning.

### CTC DUST

DEMAND: Good demand.

MARKET: CTC dust offer this week was at 331593.12Kgs of which 261301.24kgs were sold (78.80%). Best & good category teas sold at irregular and easier levels in line with quality and competition. Better Medium teas sold firm to dearer. Medium & plainer teas were irregularly around last.

BUYING PATTERN: Major blenders were selective. Regional packers and the up-country buyers operated selectively on good and better medium teas. Exporters to CIS & Russia continued to be active on the medium & plainer blacker sorts.

### ORTHODOX DUST

DEMAND: Continued Selective demand, especially on primary dust.

MARKET: High grown primary sold irregular and easier with few out lots. Secondaries were barely steady to easier.

BUYING PATTERN: Internal & regional packers were selective. Exporters were choosy on the secondary dust.

Courtesy - J.Thomas & Co. Pvt. Ltd

# TEA MARKETS AROUND THE WORLD

## KOLKATA AUCTION

16TH DECEMBER 2025 (SALE NO.51)

	2025	2024	DIFFERENCE
CTC	1,17,393	1,35,657	-18,264
ORTHODOX	76,162	70,201	5,961
DUST	45,091	41,350	3,741

### KOLKATA SALE CTC MARKET

#### MARKET REPORT:

Market opened to good demand. Liquoring Assams seen so far selling around last. Remainder irregularly easier. Dooars selling around last levels.

#### BUYING PATTERN:

HUL - Operating  
 Western India - Fair Support  
 West Bengal Manufacturing - Operating on the plainer and medium sorts  
 Exporters - Operating  
 Other Internal/Local - Fair support

### KOLKATA SALE ORTHODOX MARKET

#### MARKET REPORT:

Market opened to good demand. Well made Whole Leaf and Brokens selling around last levels. Remainder Whole Leaf and Brokens showing a seasonal decline tending irregular and at times lower. Cleaner Secondaries irregular around last. Browner stalkier Secondaries seeing lesser demand and selling at lower rates.

#### BUYING PATTERN:

Middle East - Active  
 CIS - Operating  
 HUL - Selective

Courtesy - J.Thomas & Co. Pvt. Ltd

## COCHIN AUCTION

10TH DECEMBER 2025 (SALE NO. 50)

	2025 Kgs	2024 Kgs	Difference
ORX LEAF	2,97,342	2,27,896	69,446
CTC LEAF	33,658	70,049	(36,391)
TOTAL	3,31,000	2,97,945	33,055

### COCHIN LEAF

#### Market Report - Orthodox Teas

#### Market Overview

The Orthodox segment closed on a steady to firm note, supported by sustained CIS and Middle East buyers who were active on whole leaf and liquoring grades, while plainer descriptions continued to struggle for traction and sold irregularly on quality.

Whole leaf grades attracted fair competition, maintaining firm to slightly dearer levels. Liquoring grades showed steady demand, with brighter varieties commanding small premiums. Medium and plainer teas were irregular and easier in tone, with limited buying interest.

Withdrawals were confined to lower-end teas where quality and reserve values were mismatched. Better teas were well absorbed.

#### Market Report - CTC Teas

#### Market Overview

The CTC market maintained a firm undertone, with better liquoring teas continuing to draw strong support from key buyers. Market sentiment remained positive across all major categories.

Better teas were firm to occasionally dearer and medium types sold at steady to irregular levels depending on quality. Medium teas maintained steady prices on improved makes; plainer types remained irregular. Fannings met fair interest and was generally steady in tone.

Unsold quantities were limited to plainer lines where reserves were above market value. Overall clearance was satisfactory.

Courtesy - J.T. COCHIN

# TEA MARKETS AROUND THE WORLD

## SILIGURI AUCTION

10 DECEMBER 2025

	2025-2026	2024-2025	DIFFERENCE
CTC	155,087	162,227	-7,140
DARJEELING	-	-	-
GREEN	-	-	-
DUST	14,574	12,747	1,827
TOTAL	1,69,661	1,74,974	-5,313

CTC LEAF MARKET REPORT

STAC OFFERINGS IN PACKAGES (SALE NO 50)

DEMAND / MARKET DETAILS: Market opened to good demand. Good and Best sorts are selling at irregular levels following quality. Medium and Plainer teas yet to be seen.

BUYING PATTERN:

Internal/ Local Packeteers: Mainstay

TCPL : Silent so far

HUL : Selective so far

W.I : Selective so far

Courtesy - J. THOMAS & CO. PVT. LTD, SILIGURI

## MALAWI AUCTION

10TH DECEMBER 2025 (SALE NO.50)

There was continued fair demand at firm rates for the small quantity on offer of 2320 packages.

BP1- N/A.

PF1/PD/PF1SC were not supported.

D1 were firm on last.

Secondaries sold at last levels.

Courtesy - TEA BROKERS CENTRAL AFRICA LIMITED

## GUWAHATI AUCTION

16TH DECEMBER 2025 (SALE NO.51)

Opening Market Report

Market: CTC

Good demand for cleaner, better liquoring sorts. Fair demand for the remainder. Prices steady to easier following quality. (PAR running at 73%)

Buying Pattern: CTC

HUL/ Western India/ North India/ Other internal destinations/ Beria Consultants LLP/ Exporters operating.

Courtesy - ASSOCIATED BROKERS PVT. LTD.